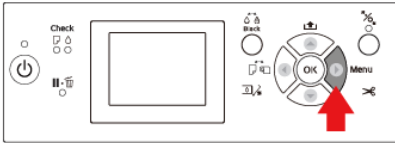
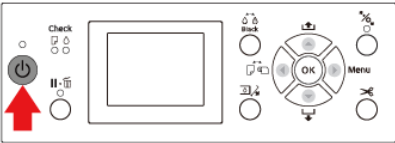


User Menu Map

★: Default setting



Top Menu
Maintenance
Print Queues
Paper
Printer Setup
Printer Status
Option Setup
Network Setup
Preferences
Administrator

Maintenance
Nozzle Check
Head Cleaning
Head Alignment
Cutter Maintenance

Head Cleaning
All Nozzles
XX/XX (where XX indicates the ink color code)

All Nozzles
Normal
Heavy

XX/XX
Normal
Heavy

Head Alignment
Auto
Manual

Auto
Uni-D
Bi-D 2-color
Bi-D All Color
Bi-D #1 to #4

Manual
Uni-D
Bi-D 2-color
Bi-D All Color

Cutter Maintenance
Adjust Cut Position
Replace Cutter

Adjust Cut Position
-3 to 3mm

Print Queues
Print Queue
Hold Queue
Saved Job Queue

Print Queue
XXXXXXXXXX (name of print queue)

XXXXXXXXXX (name of print queue)
Waiting Job Name
User
Estimated Start Time
Estimated Print Time

Hold Queue
View Hold Queue
Resume All Jobs

View Hold Queue
XXXXXXXXXX (name of hold queue)

XXXXXXXXXX (name of hold queue)
Paused Job Name
User
Paper Type
Source
Size
Reason For Hold

Saved Job Queue
XXXXXXXXXX (name of saved job queue)

XXXXXXXXXX (name of saved job queue)
Stored Job Name
User
Paper Length
Pages
Paper Type
Copies
Source
Size
Estimated Print Time

Paper
Select Paper Type
Custom Paper Setting
Print Paper List
Roll Paper Remaining
Roll Paper Setup
Roll End Option
Roll Paper Tension

Select Paper Type
Photo Paper
Proofing Paper
Fine Art Paper
Matte Paper
Plain Paper
Others
Custom Paper

Custom Paper Setting
XXXXXXXXXXXXXXXXXXXX

XXXXXXXXXXXXXXXXXXXX
Select Reference Paper
Platen Gap
Detect Paper Thickness
Paper Feed Adjust
Paper Suction
Drying Time Per Pass
Roll Paper Tension
Remove Skew
Setting Name
Restore Settings

Select Reference Paper
Photo Paper
Proofing Paper
Fine Art Paper
Matte Paper
Plain Paper
Others
No Paper Selected

Platen Gap
Narrow
Standard ★
Wide
Wider
Widest

Paper Feed Adjust
Pattern
Value

Paper Suction
-4 to 0

Drying Time Per Pass
0 to 10 seconds

Roll Paper Tension
Standard ★
High
Extra High

Remove Skew
On ★
Off

Restore Settings
Yes
No

Roll Paper Remaining
Roll Paper Remaining
Roll Paper Remaining
Remaining Alert

Roll Paper Remaining
On
Off ★

Roll Paper Remaining
5.0 to 99.5

Remaining Alert
1 to 15 m

Roll Paper Setup
Auto Cut
Page Line
Roll Paper Margin
Roll End Option
Roll Paper Tension
Refresh Margin

Auto Cut
On ★
Off

Page Line
On ★
Off

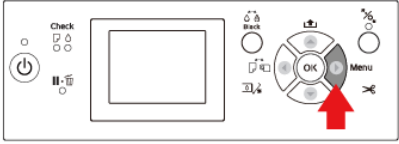
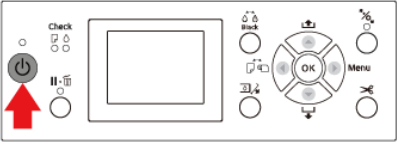
Roll Paper Margin
Normal ★
Top15mm/Bottom15mm
Top35mm/Bottom15mm
Top150mm/Bottom15mm
3mm
15mm

Refresh Margin
On ★
Off

Roll End Option
Continue
Stop Printing ★
Reprint

Roll Paper Tension
1 to 5

SC-P9000 series/SC-P7000 series/SC-P8000 series/
SC-P6000 series



Top Menu
Maintenance
Print Queues
Paper
Printer Setup
Printer Status
Option Setup
Network Setup
Preferences
Administrator

Printer Setup
Platen Gap
Paper Size Check
Paper Skew Check
Auto Nozzle Check
Timer Cleaning
Print Nozzle Pattern
Auto Black Ink Change
Calibration Setting
Store Held Job
Restore Settings

Platen Gap
Narrow
Standard *
Wide
Wider
Widest

Paper Size Check
On *
Off

Paper Skew Check
On *
Off

Auto Nozzle Check
Auto Cleaning Setting
Auto Clean Max Repeat

Auto Cleaning Setting
Periodically *
Every Job
Off

Auto Clean Max Repeat
1 to 3

Timer Cleaning
XX hours
Off *

Print Nozzle Pattern
Every 10 pages *
Every Page
Off

Auto Black Ink Change
On
Off *

Calibration Setting
On *
Off

Store Held Job
On
Off *

Restore Settings
Yes
No

Printer Status
Firmware Version
Option Status
Print Status Sheet
Calibration Date

Option Setup
SpectroProofer
Auto Take-up Reel Unit

SpectroProofer
SProofer Status
SProofer Setting

SProofer Status
Device Version: ILS30
Calibration Tile S/N
Device Temperature
Firmware Version
Air Temperature
Backing Color

Network Setup
IP Address Setting
IPv6 Setting
IEEE802.1x Setting
HTTPS Redirect Setting
Print Status Sheet
Restore Settings

IP Address Setting
Auto *
Panel

IPv6 Setting
On
Off *

IEEE802.1x Setting
On
Off *

HTTPS Redirect Setting
On *
Off

Restore Settings
Yes
No

Preferences
Language
Unit: Length
Unit: Temperature
Sleep Mode
Power Off Timer

Language
Japanese
English
French
Italian
German
Portuguese
Spanish
Dutch
Russian
Korean
Chinese

Unit: Length
m *
ft/in

Unit: Temperature
°C *
°F

Sleep Mode
5 to 210 minutes

Power Off Timer
Off
1 to 24 hours *

Administrator
Change Password
Operational Control
Powerful Cleaning
Date And Time
Time Zone
Manage HDD
Reset All Settings

Operational Control
Network Setup

Network Setup
Password Required *
No Password Required

Powerful Cleaning
All Nozzles
XX/XX (where XX indicates the ink color code)

Date And Time
MM/DD/YY HH:MM

Manage HDD
Format Hard Disk

Format Hard Disk
Yes
No

Reset All Settings
Yes
No